

## The Venting Solution for Oil to Gas Conversion Burners

Simplify the installation and increase efficiency with these two steps:

- 1 Replace a single acting barometric draft control with a double-acting draft control.**



MG-1  
Draft Control  
for residential  
gas applications

- 2 Install a blocked vent safety switch to help ensure safe operation.**



GSK-3  
Safety Switch  
for residential  
gas applications

### Why a double-acting draft control?

At first glance, it may appear that a new type of draft control is not necessary when converting from an oil burner to a gas burner. After all, the system is already fitted with a barometric draft control. The problem is that draft controls for oil burning equipment are single acting, meaning they only swing inward to maintain stable over-fire draft.

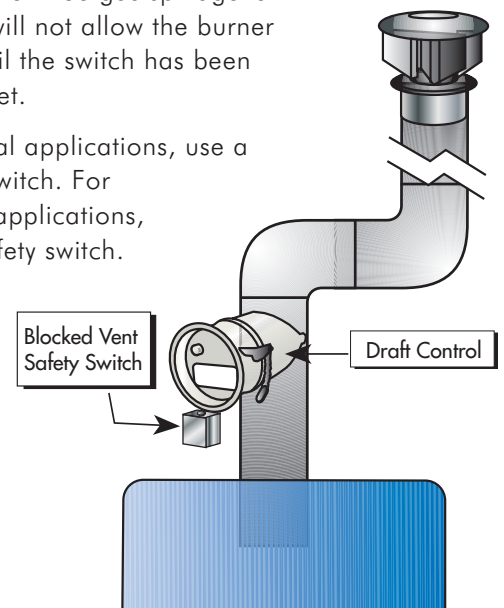
### Gas-fired applications require a double-acting control.

Double-acting draft controls swing inward to maintain stable draft and swing outward to relieve excessive back pressure or down draft. The fast, safe, and simple solution is to replace the single-acting control with a double-acting MG-1 (residential) or M+MG2 (commercial). These draft controls can be adjusted from a range of approximately 0.01" W.C. to 0.10" W.C. to set and maintain proper combustion for improved appliance efficiency.

### Why a safety switch?

To help ensure safe operation, mount a thermal blocked vent safety switch to the double-acting draft control as indicated in the installation instructions. Wired in series with the burner, the safety switch automatically deactivates the burner when flue gas spillage is detected. It will not allow the burner to restart until the switch has been manually reset.

For residential applications, use a GSK safety switch. For commercial applications, use a FTS safety switch.

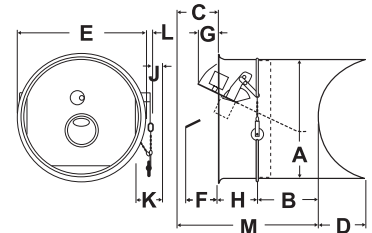




MG-1 Draft Control



GSK-3 Safety Switch



Residential Draft Control (Gas)

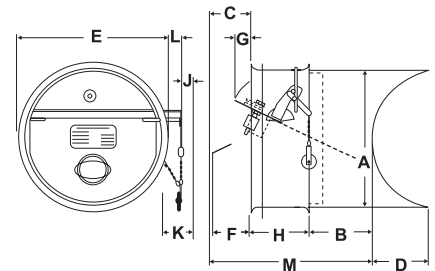
Model	Control Size	Nominal Capacity Sq. In.	Recommended Pipe Sizes (in.)		Dimensions (inches)											
			Diameter	Circumference	A	B	C	D	E	F	G	H	J	K	L	M
4" MG-1	4	12.6	3 - 4	9 1/2 to 12 1/2	4	2 1/2	2	2 5/16	4 9/16	1 1/2	1/4	2 1/2	1/2	1 1/4	3/8	7
5" MG-1	5	19.6	4 - 5	12 1/2 to 15 3/4	5	2 1/2	2	2 5/16	5 9/16	2	5/8	2 1/2	1/2	1 1/4	1/2	7
6" MG-1	6	28.3	5 - 6	15 3/4 to 19	6	2 11/16	3	3 1/4	6 5/8	2 1/8	13/16	2 3/4	3/4	1 3/4	5/8	8 7/16
7" MG-1	7	38.5	6 - 7	19 to 22	7	3 3/8	3 1/2	3 3/4	7 5/8	2 3/8	1 1/8	2 3/4	3/4	2	1/4	9 5/8
8" MG-1	8	50.3	7 - 8	22 to 25 1/4	8	4 3/8	4	3 3/8	8 11/16	3	1 1/2	2 5/8	3/4	2 1/4	3/8	11
9" MG-1	9	63.6	8 - 9	25 1/4 to 28 1/4	9	5 1/8	4 1/2	3 3/4	9 11/16	3 1/2	1 3/4	2 5/8	3/4	2 1/2	3/8	12 1/4



M+MG2 Draft Control



FTS-6 Safety Switch



Commercial Draft Control (Gas)

Model	Control Size	Nominal Capacity Sq. In.	Recommended Pipe Sizes (in.)		Dimensions (inches)											
			Diameter	Circumference	A	B	C	D	E	F	G	H	J	K	L	M
10" M+MG2*	10	78.5	9 - 10	28 1/4 to 31 1/2	10	4 3/8	5	4 1/4	11	3 3/8	1 1/8	4 3/4	1	3 1/2	1	14 1/8
12" M+MG2*	12	113	11 - 12	34 1/2 to 37 3/4	12	5 3/4	6	5	13 1/4	4 5/8	1 3/4	4 3/4	1	3 1/2	7/8	16 1/2
14" M+MG2*	14	154	13 - 14	40 3/4 to 44	14	7 1/8	7	5 3/4	15 1/2	5 3/8	2 1/8	5 1/8	1	3 1/2	5/8	19 1/4
16" M+MG2	16	201	15 - 16	47 to 50 1/4	16	8 3/8	8	6 1/2	17 1/2	6 1/8	2 3/8	5 5/8	1 1/2	4	5/8	22
18" M+MG2	18	255	17 - 18	53 1/2 to 56 1/2	18	8 1/4	9	7 1/2	19 1/2	6 7/8	2 3/4	7 3/8	1 1/2	5 1/4	1 5/8	24 5/8
20" M+MG2**	20	314	19 - 21	59 3/4 to 66	20	9 5/8	10	8 1/8	22	7 5/8	3	7 3/4	1 1/2	6 1/4	1 1/4	27 3/8
24" M+MG2**	24	452	22 - 25	69 to 78 1/2	24	12 3/8	12	10 1/2	26	9 1/4	3 5/8	8 5/8	2	6 1/4	1 1/4	33
28" M+MG2**	28	616	26 - 30	81 3/4 to 94 1/4	28	13 1/8	14	-	30 1/2	10 3/4	4 1/8	11 3/8	2	6 1/4	7/8	38 1/2
32" M+MG2**	32	804	31 - 34	97 1/2 to 107	32	15 3/8	16	-	35	12 1/4	4 3/4	12 1/8	2	6 1/4	5/8	43 1/2

\*CSA certified \*\*An increaser or reducer may be necessary in order for the Barometric Draft Control to adapt to off-sized pipe.

Blocked Vent Safety Switches

Model	Field Part No.	Contact Material	Load-Rating		Normally Closed Switch		Switch Type	Application
			AMP	Volts	Opens	Closes		
FTS-6	01170006	Silver	12 6	120 AC 240 AC	180°F	Manual Reset	SPST	Draft Control or Draft Hood mounting Manual reset. For use on 24/120/240 Volt equipment over 400,000 BTU/hr.
GSK-3	46086400	Gold	- 24 VA	Millivolt 24 AC	180°F	Manual Reset	SPST	Standard Gold Contact Manual Reset Switch. For gas-fired millivolt or 24 VAC application.
GSK-4	46086402	Gold	- 24 VA	Millivolt 24 AC	200°F	Manual Reset	SPST	Manual Reset Switch, same as GSK-3. Where slower response time is a requirement.

NOTE: SPST = Single Pole Single Throw



**FIELD CONTROLS**  
252.522.3031 • fieldcontrols.com